




Stanley's

Activity Kit



PEACHTREE

1700 Chattahoochee Avenue • Atlanta, GA, 30318 • 800-241-0113
www.peachtree-online.com

The Stanley Series

It's another busy day for Stanley and his friends! William Bee's series featuring Stanley the hamster and his loyal group of rodent friends is great for readers at a transitional age between board books and picture books. Featuring a different job and community helper in each book, the Stanley series will appeal to young children who are eager to learn more about community, friendship, occupations, and machines.

Stanley is also available in board book! Focused on early childhood concepts, these titles will appeal to Stanley's youngest fans who can't wait to start exploring the world around them.

For more information, visit the Stanley Fan Page at:
peachtree-online.com/books/series/stanley/



ABOUT WILLIAM BEE

William Bee is an artist and commercial designer who has worked for renowned fashion houses, including Issay Miyake and Paul Smith. As well as writing children's picture books and board books, he races a vintage sports car, is an international skier, and when at home tends his lawns and meadow. He lives in England. You can visit his website at williambee.blogspot.com.

Stanley Picture Books

Stanley the Builder
Stanley's Diner
Stanley the Farmer
Stanley's Fire Engine
Stanley's Garage

Stanley's Library
Stanley the Mailman
Stanley's School
Stanley's Store
Stanley's Train

Stanley Board Books

Stanley's Colors
Stanley's Lunch Box
Stanley's Numbers
Stanley's Opposites
Stanley's Paint Box
Stanley's Shapes
Stanley's Toolbox
Stanley's Toy Box

Stanley en español

Stanley el constructor
Stanley y su escuela
Stanley y su tren
Stanley y su camion
de bomberos

Stanley

NAME: _____

Match Stanley's job with the picture of Stanley.




Grocery Store Clerk




Mail Carrier



Farmer



Cook/Baker



Mechanic



Builder

Stanley

NAME: _____

Help Stanley find the right vehicle for his job. Write the letter of the correct vehicle in the blank next to its name.


_____ Green tow truck

(A)



_____ Blue scooter

(B)




_____ Yellow forklift

(C)



_____ Red tractor

(D)



_____ Yellow delivery truck

(E)




_____ Green combine

(F)




_____ Orange bulldozer

(G)



_____ Blue cement mixer


(H)



Stanley

NAME: _____


**Create a MENU for Stanley's Diner.
Be sure to include your favorite meals and prices.**

STANLEY'S DINER		MENU		
Breakfast		Drinks		
_____	\$ _____	_____	\$ _____	
_____	\$ _____	_____	\$ _____	
_____	\$ _____	_____	\$ _____	
Lunch		Side Items		
_____	\$ _____	_____	\$ _____	
_____	\$ _____	_____	\$ _____	
_____	\$ _____	_____	\$ _____	
Dinner				
_____	\$ _____	_____	\$ _____	
_____	\$ _____	_____	\$ _____	
_____	\$ _____	_____	\$ _____	

Stanley

NAME: _____

Stanley is having lots of friends visit his diner, so he'll need to double his pancake recipe to feed 6 guests. Help Stanley figure out how much of each item he needs to double the pancake recipe.



STANLEY'S FAMOUS PANCAKES

YIELD: 3 servings, 12 pancakes

INGREDIENTS

1 cup all-purpose flour
2 tbsp. sugar
2 tsp. baking powder
1/2 tsp. salt
1 cup milk
3 tbsp. butter, melted
1 large egg
Vegetable oil for brushing pan

YIELD: 6 servings, 24 pancakes

INGREDIENTS

_____ **cup all-purpose flour**
_____ **tbsp. sugar**
_____ **tsp. baking powder**
_____ **tsp. salt**
_____ **cup milk**
_____ **tbsp. butter, melted**
_____ **large egg**
Vegetable oil for brushing pan


DIRECTIONS (Prepare with an adult)

1. In large bowl, whisk flour, sugar, baking powder, and salt. Add milk, butter, and egg; stir until flour is moistened.
2. Heat 12-inch nonstick skillet or griddle over medium heat until drop of water sizzles; brush lightly with oil. In batches, scoop batter by 1/4 cupfuls into skillet, spreading to 3 1/2 inches each. Cook 2 to 3 minutes or until bubbly and edges are dry. With wide spatula, turn; cook 2 minutes more or until golden. Transfer to platter or keep warm on a cookie sheet in 225°F oven.
3. Repeat with remaining batter, brushing griddle with more oil if necessary.

Stanley

NAME: _____

Help Stanley label his fire truck. Using the words at the bottom of the page, write in the correct letter associated with each object.



(A) Ladder

(B) Wheel

(C) Hose

(D) Bell


(E) Window

(F) Safety Hat

Stanley

NAME: _____ **Answer Key**

Help Stanley label his fire truck. Using the words at the bottom of the page, write in the correct letter associated with each object.



(A) Ladder

(B) Wheel

(C) Hose

(D) Bell


(E) Window

(F) Safety Hat


Stanley

NAME: _____


**Lots of cars go to Stanley's Garage.
Help Stanley keep track by naming the color of each car.**



COLOR:



COLOR:



COLOR:



COLOR:



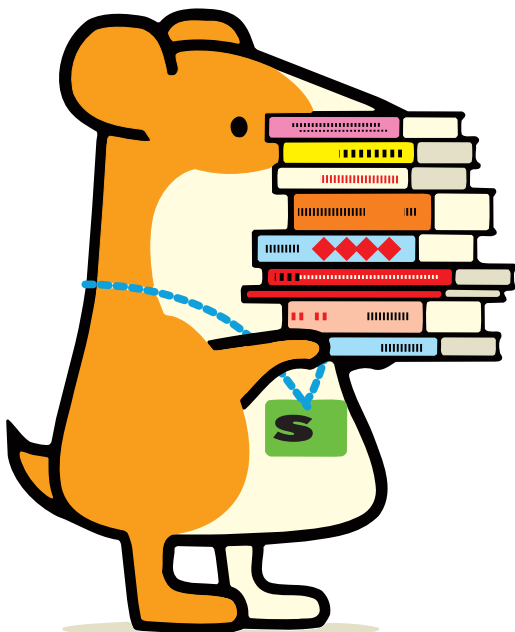
COLOR:

Stanley


NAME: _____

Have a scavenger hunt at your local library, your favorite bookstore, or even your own home! Can you find all of these items? Check off the items as you find them. For an extra challenge, write the title of the book you find for each item on the back of this sheet.

- | | |
|---|--|
| <input type="checkbox"/> A book about cheese | <input type="checkbox"/> A book about pirates |
| <input type="checkbox"/> A book with a cat on the cover | <input type="checkbox"/> A book in the History section |
| <input type="checkbox"/> A book about hats | <input type="checkbox"/> A book with a green cover |
| <input type="checkbox"/> A book about nuts | <input type="checkbox"/> A book by William Bee |



Bonus: Can you find or count all the books featuring Stanley the hamster?



Collect them all!
[peachtree-online.com/
books/series/stanley](http://peachtree-online.com/books/series/stanley)

Stanley

NAME: _____

Stanley needs help finding these foods at the market. Match the images with the correct name of each item of food by writing the letter of the correct item next to its image. For clues, read through *Stanley's Lunch Box*.


Ⓐ Apple


Ⓑ Cheese


Ⓒ Jelly

Ⓓ Pear


Ⓔ Bread











Bonus: Looking at the foods listed above, what two items together make up a cheese sandwich?

_____ + _____ = cheese sandwich

Stanley

NAME: Answer Key

Stanley needs help finding these foods at the market. Match the images with the correct name of each item of food by writing the letter of the correct item next to its image. For clues, read through *Stanley's Lunch Box*.


(A) Apple

(B) Cheese


(C) Jelly

(D) Pear


(E) Bread



D




B



A



E



C

Bonus: Looking at the foods listed above, what two items together make up a cheese sandwich?

bread

+

cheese

=

cheese sandwich


Stanley

NAME: _____

**Charlie wants to write you a Thank You note.
Help Stanley deliver the letter to you by writing
your address on the envelope below.**



From:
CHARLIE



To: _____
(Your Name)

(Your Street Address)

_____, _____
(Your City, State, Zip)

Stanley

NAME: _____

Look at the picture below.

How many friends are at Stanley's party?

What colorful party flags! How many colors can you name?

Do you recognize any shapes? Which ones?



Stanley

NAME: _____

Help Stanley and Little Woo find all the opposites.

ASLEEP

AWAKE

BACK

FRONT

LONG

SHORT

HIGH

LOW

BIG

SMALL

OPEN

CLOSED

FULL

EMPTY

LIGHT

DARK

R	K	W	H	O	C	T	L	O	W	L	I
O	B	A	L	L	K	B	R	Y	D	O	K
X	R	A	O	I	K	C	I	O	P	N	S
C	J	S	Y	R	G	Z	A	G	H	G	T
K	E	K	A	W	A	H	D	B	V	S	D
D	A	D	J	A	C	D	T	M	N	C	O
E	S	H	Z	K	X	Q	K	Y	F	P	N
G	L	G	J	C	T	B	L	T	M	T	G
N	E	I	I	N	J	O	M	P	C	J	K
C	E	H	O	L	P	W	H	M	P	T	V
A	P	R	U	E	A	M	Z	E	M	R	X
Z	F	Y	N	E	S	M	A	L	L	U	F




Stanley

NAME: _____

Stanley and his friends need help mixing paint for their project!

1. Identify the primary colors by circling the colors below.



2. Next, identify the color created when you combine two different colors. Write out the name of the color in the boxes provided.

red + yellow =

blue + yellow =

red + blue =

white + red =

Stanley

NAME: _____

**Stanley, Little Woo, Sophie, and Benjamin are growing sunflowers!
Grow flowers of your very own—just don't forget
to water them like Little Woo!**

What you need:

Flower seeds


Soil or compost

Water

Sunlight

Instructions:

- ① Add soil to your flower garden. If you don't have a garden, try a pot or paper cup.
- ② Poke a hole in your soil up to your first knuckle. Place a flower seed in the hole and cover it. Gently pat down the soil.
- ③ Plant your seeds in the flower garden at least 6 inches apart. If you're using a pots or paper cups, place one or two seeds per pot.
- ④ Water well and keep moist until it sprouts.
- ⑤ Watch the flowers grow and bloom!



Stanley

NAME: _____

**Stanley needs to get his supplies ready for the school day.
Help him by matching the word to the picture.**

_____ Glue

_____ Scissors


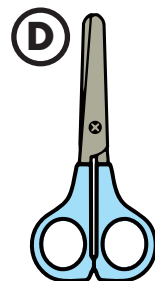
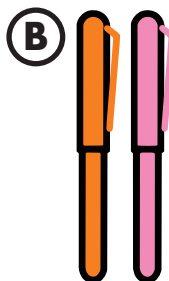

_____ Pencils

_____ Pens

_____ Ruler

_____ Crayons

_____ Paperclips




Stanley

NAME: _____

Stanley and his students love painting! They use **red**, **orange**, **yellow**, **green**, **blue**, **purple**, **pink**, **brown**, and black paint.
They love painting trains.




What do you like to paint? What colors would you use? Draw, color, or paint a picture in the space below.



Stanley

NAME: _____

It's a busy day at Stanley's School! But which activity comes first? Read *Stanley's School*, then cut apart the cards below and put them in the order in which they happen in the story. Make up your own story, too, by rearranging the cards.



Stanley


NAME: _____

Help Stanley make his grocery list. Write in the item name on the list next to the number. Then list four extra items that you would like to add to Stanley's list.


①



②



③



④



⑤



①

②

③

④

⑤

⑥

⑦

⑧

⑨

Stanley

NAME: _____

Help Stanley's friends find the items he sells at his store.

VEGETABLES

T N A Y W Q M F C S B P

FRUITS

E S F P D H R O C T A Q

CHEESE

W D B J M S O I W E N I

SWEETS

M A J A Q K R V R E A P

BREAD

D N T R I O O O S W N I

APPLES

V E G E T A B L E S A B

WATERMELON

P C S H R S A Q H F S G

PLUMS

K L F E E M S T I U R F

BANANAS

A A U L E N E B R E A D

COOKIES

P Y P M Q H X L B W E T

J P R R S N C J O Z I G

A J R B U Z I C V N R H



Stanley

NAME: _____

Stanley and Little Woo need help putting their tree house together.
Finish the sentences below by matching the tool to the correct step.

1. Stanley uses the _____
to make holes in the ladder.

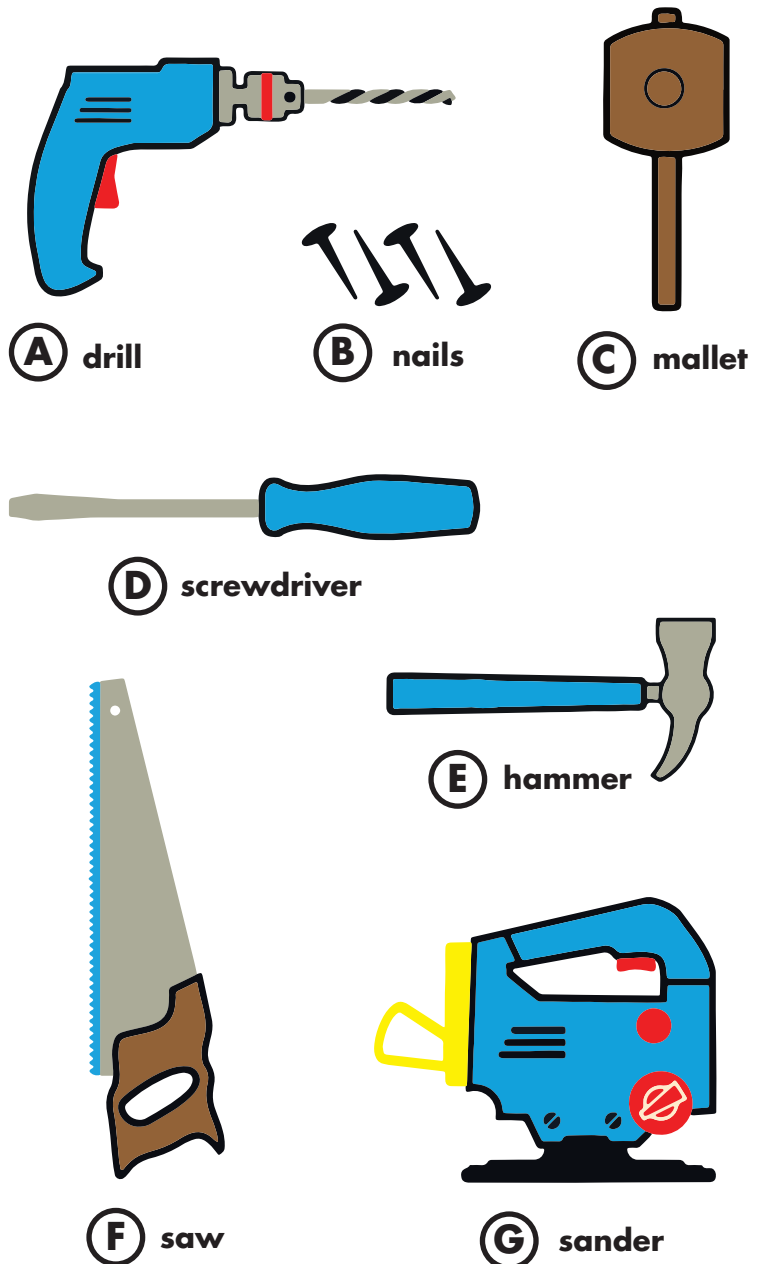
2. Little Woo bashes in the rungs
with the _____.

3. Stanley uses the _____
to cut down a big branch.

4. Stanley bangs the _____
to fasten the roof tiles in place
5. with _____.

6. Stanley uses the _____
to smooth down the floor.

7. Stanley twists the _____
to put screws in the wall.



Stanley

NAME: Answer Sheet

Stanley and Little Woo need help putting their tree house together.
Finish the sentences below by matching the tool to the correct step.

1. Stanley uses the A
to make holes in the ladder.

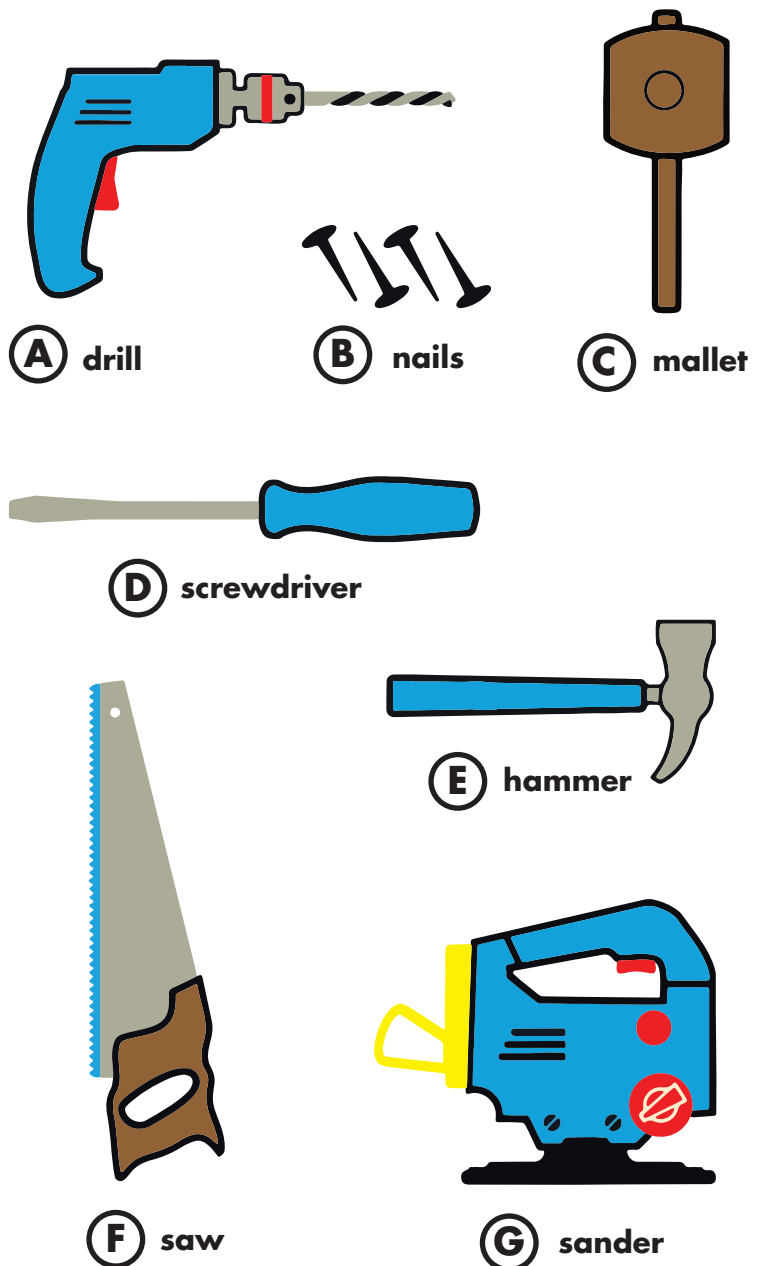
2. Little Woo bashes in the rungs
with the C.

3. Stanley uses the F
to cut down a big branch.

4. Stanley bangs the E
to fasten the roof tiles in place
5. with B.

6. Stanley uses the G
to smooth down the floor.

7. Stanley twists the D
to put screws in the wall.



Stanley

NAME: _____

Stanley needs help putting all his toys away after playing with them. Match the images with the correct name of each toy by writing the letter of the correct item next to its image. For clues, read through *Stanley's Toy Box*.

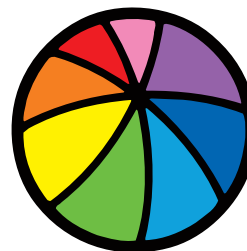


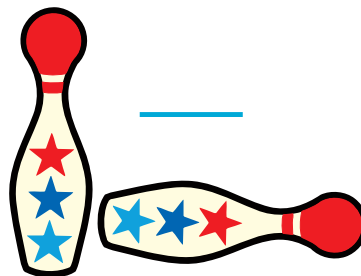

(A) Bouncing ball

(B) Toy boat

(C) Remote control plane

(D) Bowling pins

(E) Kite



Bonus: Can you name the toy Betty is using?



Stanley

NAME: Answer Key

Stanley needs help putting all his toys away after playing with them. Match the images with the correct name of each toy by writing the letter of the correct item next to its image. For clues, read through *Stanley's Toy Box*.


(A) Bouncing ball

(B) Toy boat

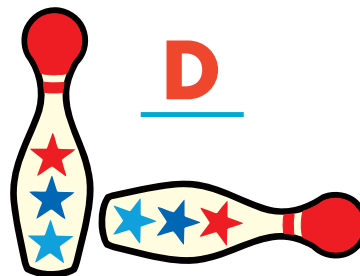
(C) Remote control plane

(D) Bowling pins

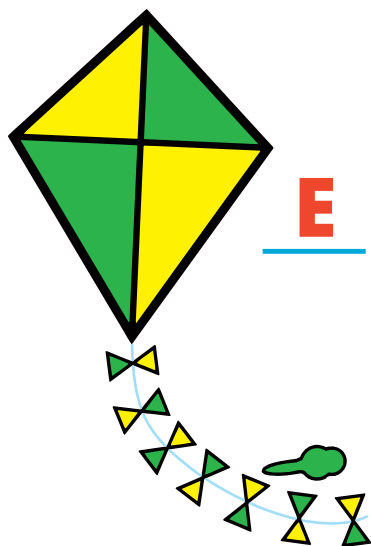
(E) Kite




B



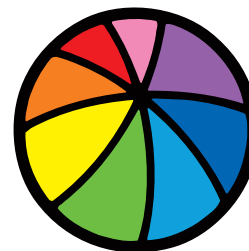
D



E



C



A

Bonus: Can you name the toy Betty is using?

pogo stick



Stanley

NAME: _____

**Stanley needs to get the train ready for the day.
Help him by writing the letter of the correct item in the blank next to its
name. For clues, read through *Stanley's Train* and look at the pictures
at the beginning of the book.**

_____ Engine Oil

_____ Engine Grease

_____ Coal

_____ Shovel

_____ Ticket to the Beach

_____ Ticket Home

