


RED TRUCK, YELLOW TRUCK



ACTIVITY KIT



Ride along with red truck, yellow truck, and a colorful cast of vehicles in this fun activity kit!



What's included:

- What's Your Job? Matching Game
- Get Moving! Coloring Sheet
- Keep Trucking! Maze
- Honk Honk! Counting Activity
- Make Your Own Dump Truck! Craft

Meet the creators!



Meet the author!

Michelle Robinson wrote copy and devised websites for some of the world's biggest brands and is the author of several successful picture books. She lives in England with her husband and their two children.



Meet the illustrator!

Jez Tuya is an illustrator based in New Zealand. He's been honing his craft and working as an illustrator for many years, and over this time he's worked for many clients in children's book publishing, while occasionally dabbling in design work for animation.



What's Your Job?

Matching Game

Each truck has a special job. Draw a line from the truck to its job.



Dumping

Climbing, squashing

Ladder raising




Biffing, breaking

Rolling

Lifting



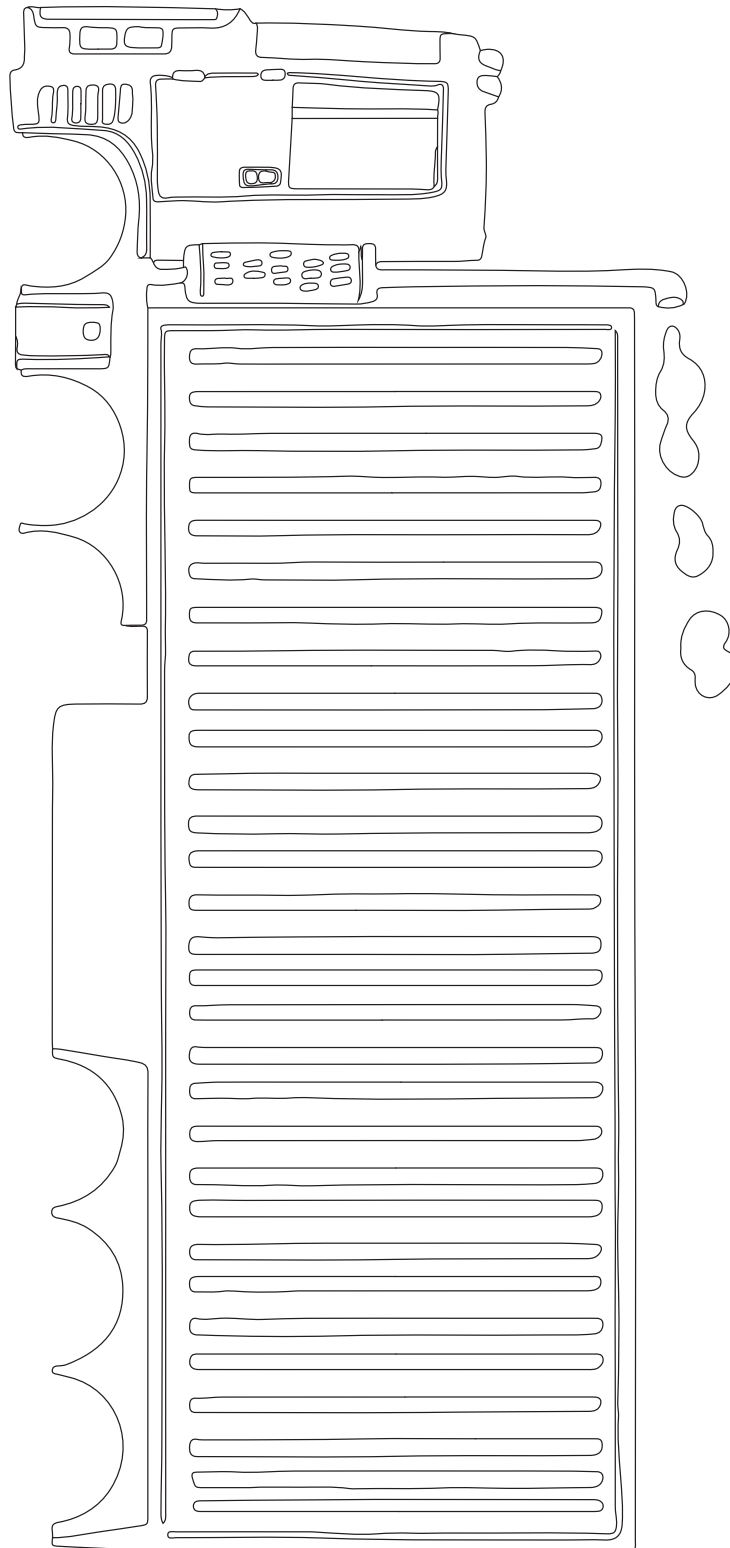
Dirt pile shifting






Get Moving!

Coloring Sheet



This truck can't move without its wheels! Draw the wheels on the truck and then color it so it can be on its way!






Keep Trucking!

Maze



The going gets tough, but red truck and yellow truck keep going!
Help the trucks get to their destination!



On the road all day, truck!



Engines off.
Beep tight!





Honk Honk!

Counting Activity

The trucks are in a traffic jam! Can you count all the trucks in this lineup?





Make Your Own Dump Truck!

Craft

You can
make your own
dump truck using
an egg carton!

Source:

<https://www.dltk-kids.com/>

You will need:

- Egg carton
- Small piece of a straw
(about 3-inch piece)
- Glue*
- Scissors*
- Paint or markers

*Safety note: Parents need to help small children with scissors and glue.

1.



2.



3.



4-5.



6.



1. Cut three pieces from your egg carton (shown from left to right in the photo):
 - a. from the top, cut 1/3 of the egg carton to make the bed of the dump truck
 - b. from one side of the bottom, cut the first two-cup strip
 - c. from the other side of the bottom, cut the first six-cup strip.
2. Cut the bottom of the middle two cups off the six-cup strip.
3. Glue the two-cup strip onto the front of the six-cup strip.
4. Glue the base of the dump truck onto the back of the six-cup strip (or just place it on so you can move it up and down when you play with it).
5. Color or paint the truck yellow or red. Draw black windows on the front and black circles (wheels) on the side of the four bottom cups. You can paint the inside of the truck bed a different color if you like.
6. Make a small hole in one of the top egg cups. Slip the straw in the hole as a smoke stack.

