

E E E K !

A NOISY JOURNEY FROM A TO Z

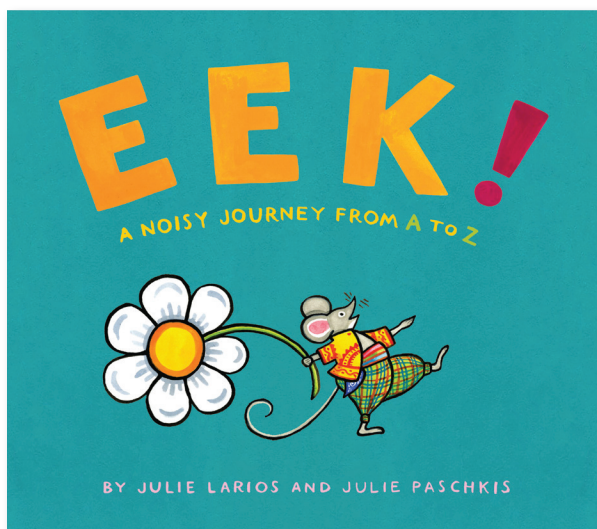


ACTIVITY KIT



PEACHTREE

1700 Chattahoochee Avenue • Atlanta, GA 30318 • 800-241-0113
www.peachtree-online.com



EEK!: A Noisy Journey from A to Z
 HC: 978-1-68263-169-0

ABOUT THE BOOK

A boisterous trip through the alphabet—letter by letter and sound by noisy sound! Mouse selects a flower for someone very dear to him. Then the fun begins! To complete his journey, Mouse must make his way through the alphabet. One sniff of his special flower—Achoo!—and a bee flies out—Bzzz! Readers will love meeting the colorful parade of characters along Mouse’s trek and will cheer when he reaches his destination and presents the flower to... Well, that part of the story is a surprise!

Author Julie Larios and illustrator Julie Paschkis have collaborated to create an entertaining combination of clever text and lively art. With its fun—and onomatopoeic—sounds, and its parade of colorful characters, this distinctive picture book will delight young fans and inspire them to create imaginary alphabet adventures of their own.



ABOUT JULIE LARIOS

Julie Larios is an award-winning poet whose work for adults has been included twice in The Best American Poetry series. With children, she loves exploring riddles, rhymes, chants, blessings, curses, playground songs, and the amazing music and mystery of words. She lives in Washington. This is her fifth book for children.

ABOUT JULIE PASCHKIS

Julie Paschkis is a painter and illustrator who loves bright colors and unusual words. She taught art to grade school children for several years and now works full-time painting, creating commercial illustrations, and illustrating children’s books. Her books include *P. Zonka Lays an Egg*, *Albert the Fix-it-Man*, *Mooshka: A Quilt Story*, and *Kalinka and Grakkle*. She lives in Washington. Visit her website at www.juliepaschkis.com.





Storytime Activities

Alphabet Trail:

Design 26 sheets of paper with a different letter on each sheet. Create a trail on the floor of your room, putting the sheets of paper in alphabetical order. Starting on “A” have children make a sound that starts with that letter. Then have them move (walk, jump, etc.) to the next letter. Have them make a new sound for each letter. For an additional challenge, arrange the sheets of paper out of order and have the children find the next letter in the alphabet.

DIY Alphabet Book:

Have children create their own alphabet book inspired by *EEK!* Get kids to write down a word or sound for each letter of the alphabet on individual sheets of paper, illustrate those pages, and bind them together with staples, string, tape, binder clips—whatever you have on hand. You can assign one letter per student or have the kids each create an entire book.

Movement Storytime:

Brainstorm movements for each letter and sound in *EEK!* (for example, kids can pretend to sneeze for “Achoo”). As you read the story aloud, have one child perform the corresponding movement for each letter, or have the whole group perform the sounds together.

Go on a Sound Hunt:

EEK! uses onomatopoeia, or words spelled like the sounds they make. After reading *EEK!*, go on a scavenger hunt for different sounds. Go outside or into a new room and listen for any sounds (like a bird whistling, an appliance humming, or cars whizzing down the street). Write down the different sounds you hear. Try to create onomatopoeia by spelling out the sound.





Storytime Activities

Go on an Alphabet Hunt:

After reading *EEK!*, go on a scavenger hunt for letters! Using a sheet of paper, write down (or cross off) every letter you find until you've found them all. Make it a competition by giving a time limit.

Alphabet Soup:

Using a large pot, plastic letter magnets, and a metal ladle, create alphabet soup by throwing all of the letters into a pot and stirring together. As you or a child scoops out a letter with the ladle, think of a word or sound that starts with that letter.

Endpaper Challenge:

Using the endpapers in *EEK!*, try to find all the letters in alphabetical order. For an extra challenge, say a word that starts with each letter.

Seek-and-Find:

A bee can be found on almost every spread in the book—can you find it on each spread? There are 16 animals in *EEK!*—can you spot them all?

Alphabet Bingo:

Write a bunch of sounds/words on small pieces of paper and put in a bowl. Using the Bingo sheet template provided, fill out multiple sheets with different sounds/words to pass out to the children and play a regular game of Bingo using sounds/words instead of numbers.

Design Your Own Flower:

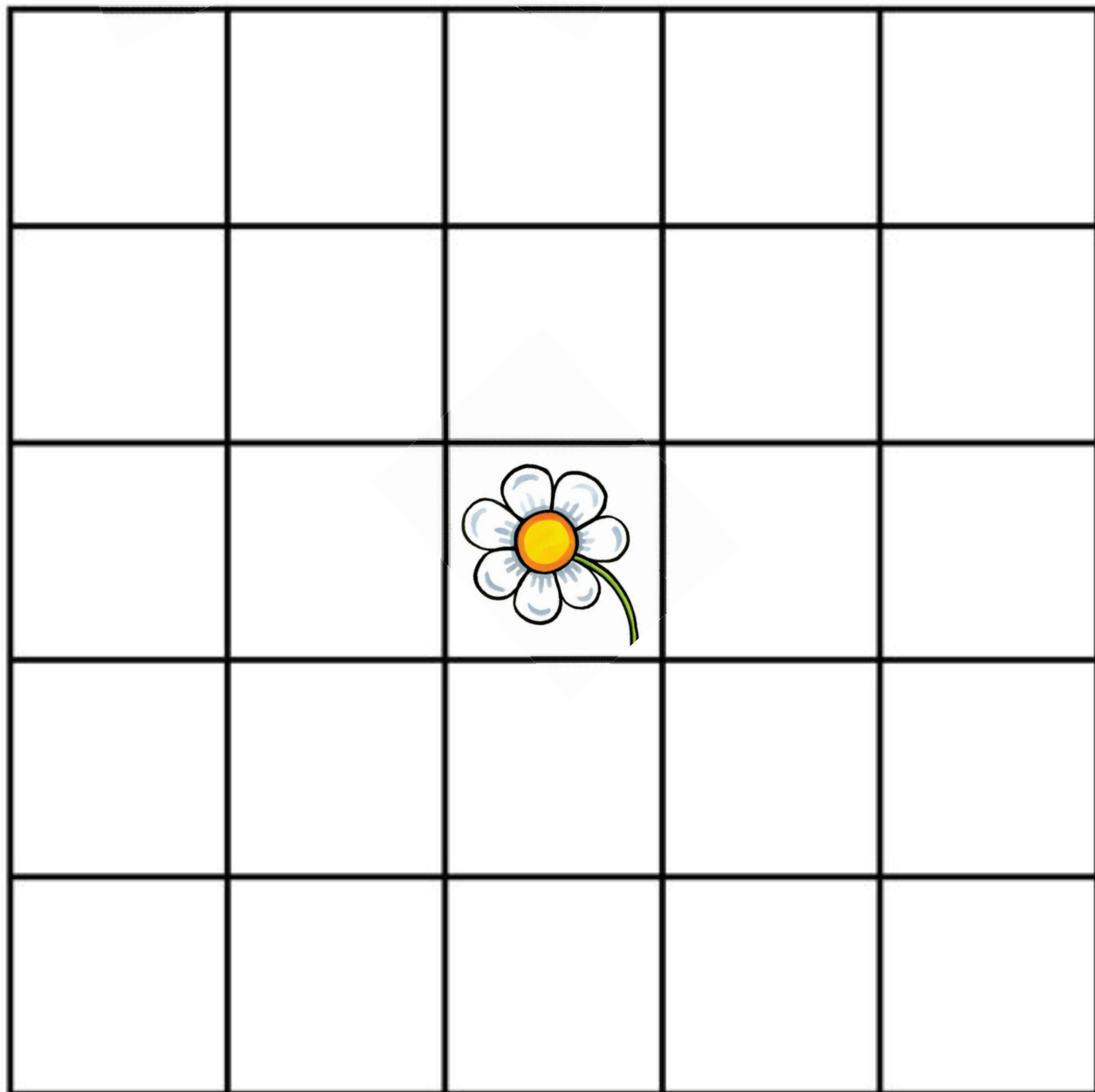
In *EEK!*, Mouse has a flower to give to someone special. Using the color sheet provided, color in your own flower to give to someone special. Get creative—use different patterns and shapes to color in your flower. Or, using a blank piece of paper, draw and decorate your own flower.



EEK!

A NOISY JOURNEY FROM A TO Z

B I N G O



PEACHTREE
www.peachtree-online.com

Artwork ©2020 by Julie Paschkis from
EEK!: A Noisy Journey from A to Z.

EEK!

A NOISY JOURNEY FROM A TO Z

Spelling Sheet

Spell the rest of the word by adding the correct first letter.
All of these words are animals and objects found in *EEK!*




____PPLE



____IRD



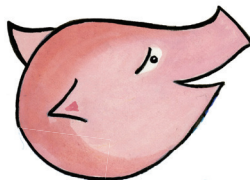
____LOWER




____ION



____OUSE



____IG



____QUIRREL




EEK!

A NOISY JOURNEY FROM A TO Z

Design Your Own Flower


In *EEK!*, Mouse has a flower to give to someone special. Color in your own flower to give to someone special. Get creative—use different patterns and shapes to color in your flower.



EEK!


Coloring Sheet

A
achoo



EEK!

Coloring Sheet



bzzzz
B



PEACHTREE
www.peachtree-online.com

Artwork ©2020 by Julie Paschkis from
EEK!: A Noisy Journey from A to Z.

EEK!

Coloring Sheet

