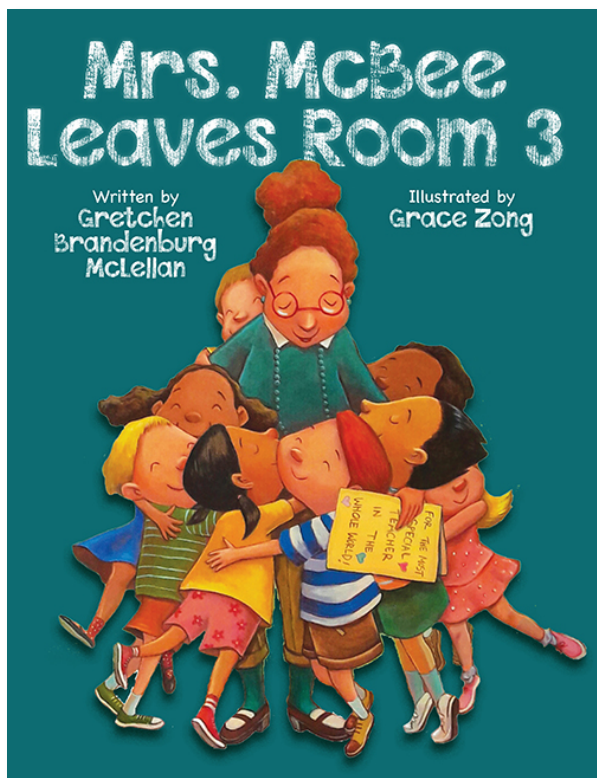




Mrs. McBee Leaves Room 3



END-OF-YEAR ACTIVITY KIT



Mrs. McBee Leaves Room 3

HC: 978-1-56145-944-5

It's not just the end of the school year at Mayflower Elementary. It's time to say good-bye to Mrs. McBee, the beloved teacher in Room 3, who is leaving the school. As Mrs. McBee gathers up her students to clean the classroom for the next teacher and class, the children find their own ways of helping each other get ready to leave and celebrate their special teacher.

Full of interactive and fun activities, this End-of-Year Activity Guide will make those moments of transition more sweet than bitter—for both students and teachers.



ABOUT GRETCHEN BRANDENBURG McLELLAN

Gretchen Brandenburg McLellan knows the bittersweet of saying good-bye to a lot of people and places. She attended eight different schools in Virginia, Germany, and Florida before graduation from high school in Virginia, and attended college in Germany, Virginia, and Oregon. She has taught toddlers through adults in Washington state, and most recently said good-bye to her own Room 3, leaving her career as a reading specialist to devote herself to writing for children.

ABOUT GRACE ZONG

Grace Zong was born in Illinois and moved to Korea when she was seven. She returned to the United States to study art at the Rhode Island School of Design, where she majored in illustration. She has illustrated a number of books, including *Our Food: A Healthy Service of Science and Poems*; *Goldy Luck and the Three Pandas*; and *Orange Peel's Pocket*. She lives in New York and South Korea.



Special Powers Super Cape

Materials needed:

- One large cape-shaped piece of paper for each student
- Tape
- Markers

Directions:


- Explain that you are going to make special powers super capes. Everyone will write on each other's capes a word or two about how that classmate has made the year special. Brainstorm ideas for what kind of special powers kids have and write on the whiteboard as an idea wall.
- Tape a large cape-shaped piece of paper to each student's back.
- Give each student a marker.
- Students circulate through class and write a special power on each student's back.
- When everyone has written one special power on each super cape, students remove the capes and enjoy reading and sharing what is written on them.
- End the day with the cheer: Have a super summer!

Ideas for Special Powers:

Funny	Great helper	Very responsible
Crafty	Peacemaker	Great artist
Caring	Great hugger	Good sport
Kind	Good game organizer	Very polite
Great ideas	Hard worker	Math whiz
Fast thinker	Good sharer	Great at sports
Good friend	Fun to play with	Good singer
Good listener	Dramatic reader	Good writer

Memory Boxes

- Get a large box.
- Choose a label below for the box.
- Ask each child to draw a picture of a special memory to put into the memory box.
- After the drawings are finished, hold a class memory ceremony. Each child shares his/her picture with the class and places the picture in the box.
- For small groups/individuals: Each child makes a memory box with little drawings of special memories inside.



Our Special Memories

Memories of How
We Made Room _____
Special

Mrs. McBee's Bag of Special Surprises

Materials needed:

- One small, brown paper lunch bag per student
- One printed poem per student
- One class list per student
- One set of special surprise notes with sentence starters per student
- Pencils
- Colored pencils/crayons/markers (optional)

Directions:

- Print this poem and attach or have students attach to a small brown bag.
- Each student writes his/her name on the bag and decorates it (optional) for this activity.
- On the set of pages provided to each student, children can write notes to each other about how s/he was special to the classroom or how s/he helped each other learn.
- Possible sentence starters are...
 - You were special to me because...
 - I learned this from you this year...
 - I hope you're in my class next year because...
 - I will never forget you because...
- After students have filled out the notes, they deliver them to each other's special bags.
- Activity extension: Create class bags for special people in the school like the librarian, custodian, secretary, principal, lunch ladies and deliver the bags.



I'm happy you were in room ____
all the year with me!
You are a special kid
as anyone can see.
Take a look inside the bag
and surely you will know,
how you've helped us all
in Room ____ grow and grow.



The Swirly Cone Chant and Finger Play

Directions: Ask children how many flavors a bittersweet swirly cone would have. (In the story and illustrations, the swirly cones have two flavors, one for happy and one for sad.) Ask them which flavors they think are happy and which are sad and why. Is lemon sad because it makes your eyes water? Is licorice sad because it is sharp and pungent? Is mint sad because you dropped your mint cone on the sidewalk and that memory makes you sad? Is vanilla sad because it is so plain? You may want to list the flavors children suggest on a whiteboard or chart paper.

Tell the children that they are going to pretend to fill up a cone with swirly ice cream. One hand is the swirly ice cream machine and the other the cone.

Ask children to hold out two fingers for the two flavors of ice cream. Show children how to hold their ring- and pinky fingers down with their thumbs and how to curve their ice cream fingers down like a spout. Tell children to pretend that their other hand has a cone in it and that they are going to fill it up with swirly ice cream as they echo the chant on the next page. (For students who can read, you may want to write the chant on chart paper or on sentence strips so that children can read along.)

Options: Modify the length of the chant for different ages. You may want to use only a few stanzas for younger audiences.



The Swirly Cone Chant and Finger Play

by Gretchen Brandenburg McLellan

*Around and around
And up it goes
The swirly cone
Grows and grows*

In the spring each year
As the school year ends
We say goodbye
To teachers and friends

We feel so sad
But excited too
About summertime
There's so much to do!

*Around and around
And up it goes
The swirly cone
Grows and grows*

In our lives
There are ups and downs
Giggles and tears
Smiles and frowns

The bittersweet
Will come your way
Joy and sorrow
Each have their day.

*Around and around
And up it goes
The swirly cone
Grows and grows*

So take a lick now
Of your swirly cone!
Bittersweet is good
Who would have known?

Make a “Good-bye Room ____” Class Book

Have students reflect on William’s drawings in *Mrs. McBee Leaves Room 3*. What would they draw to remember your year together? What will they miss from your classroom? Use the worksheet provided in this Activity Kit to have each student write and illustrate one page about what they will miss doing in your classroom. Bind and either put in the school library for students to see next year, or make a copy for each student to take home.



The children gathered around William and his pictures.

“There’s Mrs. McBee playing her guitar,” said Flora.

“And us reading,” said Max and Lou.

“And Room 3 the way it used to be,”

Jamaika sighed.

Name: _____

"Good-bye Room ____"

Directions: Look at William's drawings in *Mrs. McBee Leaves Room 3*. Write and illustrate one page about what you will miss doing in your classroom.



I will miss...

My illustration:

Name: _____

What Kind of an Expert are You?

Mrs. McBee needs the help of lots of experts to help her clean the classroom—animal experts, construction experts, spellers, packers, movers, librarians, a teacher's assistant, and, of course, the memory expert. Which kind of expert would you like to be?

Choose one expert from the page. Why you would like to be this kind of expert?

Expert:



Teacher's Assistant



Memory Expert



Mover



Animal Expert



Construction Expert



Packer



Speller



Librarian

I want to be this expert because...

Name: _____

Letters to Room _____



Directions: Write a letter to the students who will be in the classroom next year. List or include at least three ways Room ____ was special to you.

For example, we listened to each other, we respected each other, we had fun together...

Dear Room _____,


This year Room _____ was very special. It was special because...

[illegible]

Name: _____

Bittersweet Activity

Directions: Write the reasons why you are sad to say good-bye on the unshaded swirl and the reasons why you are excited about what is ahead on the shaded swirls.





Name: _____

Mrs. McBee's Word Search

N	L	T	F	R	O	A	N	V	R	R	C	R	T
M	A	J	E	U	E	O	L	E	P	O	E	E	N
A	M	I	J	A	I	K	N	L	N	U	L	A	A
S	I	N	R	T	C	S	C	S	K	O	E	D	T
Y	N	C	A	A	U	H	T	A	O	A	O	I	S
N	A	C	L	M	R	R	E	H	P	Y	V	N	I
R	A	M	M	Z	U	B	C	R	M	V	Q	G	S
V	V	E	F	C	F	S	I	H	Q	O	W	O	S
U	R	X	T	S	P	E	L	L	E	R	V	Z	A
P	Q	I	S	U	X	Y	T	R	E	P	X	E	G
V	O	R	Y	M	C	L	E	A	N	X	V	T	R
N	T	E	E	W	S	R	E	T	T	I	B	M	R
G	K	V	Z	O	C	L	F	Q	S	I	X	A	N
A	P	C	K	R	A	N	V	I	Q	K	O	F	X

summer

expert

packer

animal

bittersweet

vacation

construction

speller

assistant

reading

clean

librarian

mover

teacher

school



Mrs. McBee's Word Search Answer Key



summer

expert

packer

animal

bittersweet

vacation

construction

speller

assistant

reading

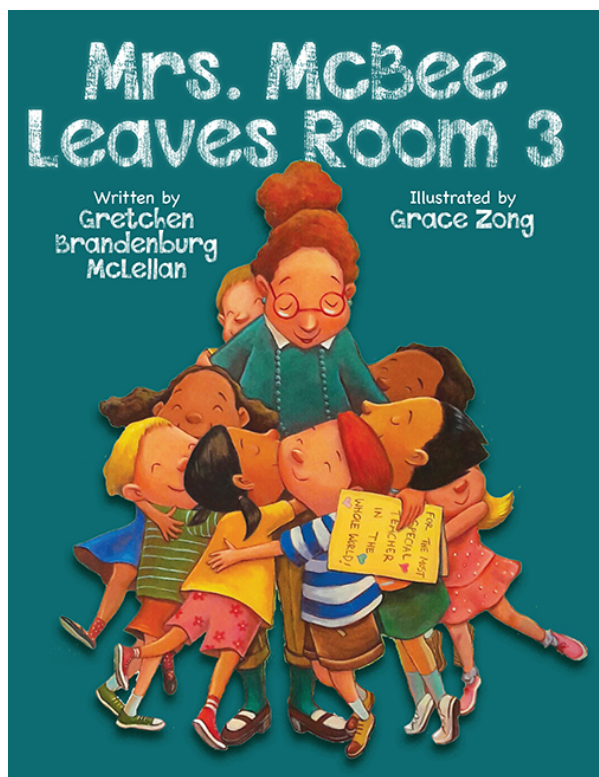
clean

librarian

mover

teacher

school



Mrs. McBee Leaves Room 3

HC: 978-1-56145-944-5

REVIEWS

“Colorful, cartoonish illustrations depict the diverse kids in a familiar classroom setting with expressive and lighthearted touches....

This positive portrayal of a common experience offers a rosy picture of teachers and students, including Mrs. McBee’s gentle reassurances and inclusive approach of appreciating each student and his or her strengths.”

—**Booklist**

“A thoroughly satisfying solution to the issue of saying goodbye.” —**Kirkus Reviews**

“An earnest, unflashy story that has all the earmarks of becoming a staple for schools and students facing similar transitions.” —**Publishers Weekly**

“A great read-aloud any day but certainly on Teacher Appreciation Day or the last day of school.”

—**School Library Journal**

End-of-Year Activity Kit for MRS. McBEE LEAVES ROOM 3

prepared by Gretchen Brandenburg McLellan

Copyright ©2017 by Peachtree Publishers. All rights reserved. For instructional uses only and not for resale. Except for the printing of complete pages, with the copyright notice, no part of this publication may be reproduced, stored in a retrieval system, or transmitted in any form or by any means—electronic, mechanical, photocopy, recording, or any other—without written permission. Requests for permission to use of any section of the work should be mailed to Permissions Department, Peachtree Publishers, 1700 Chattahoochee Avenue, Atlanta, GA 30318-2112.


PEACHTREE
PUBLISHERS

phone 404-876-8761 • 800-241-0113

fax 404-875-2578 • 800-875-8909

www.peachtree-online.com

updated 3/29/17